


# UPS - II

Smart loop calibrator for milliamps

UPS  
II

- Sources and reads milliamps
- 24 Volt internal loop power
- Powers and reads 2-wire transmitters
- Reads and simulates dp-transmitters
- Fixed calibration currents
- Auto-stepping for handsfree calibration
- Auto-ramp cycling for endurance tests
- Fixed currents for valve stroking



# UPS - II

## Specifications

### SPECIFICATIONS

**Output range**  
0-21.00 mA

**Input range**  
0-21.00mA

**Accuracy**  
0.05% of range

**Resolution**  
10 microamps

**Temperature effect**  
0.0015% /°F

**Internal loop power**  
24 VDC stabilized

**External loop power**  
56 VDC max.

**Measurement input**  
12 Ohms including fuse

**Drive capability**  
900 Ohms

**Operating temperature**  
15°F to 120°F

**Battery life**  
Sources 12 mA :13 hours  
Measures :64 hours

**Batteries**  
4x 1.5V AA Batteries

**Loop mismatch**  
Flashes "LOOP"

**Low battery**  
Flashes "LOBAT"

**Overrange**  
Flashes "EEEE"

**Reversed polarity**  
Flashes "POL"

**Adaptor line/6 VDC**  
110V/60Hz

**Housing**  
High impact ABS

**Size**  
3" x 5" x 0.83"

**Weight**  
9oz  
Including batteries

The UPS-II can power (24VDC) and read 2-wire transmitters to perform field calibrations. Output currents are adjustable to a resolution of 10 microamps in both source and transmitter simulation modes.

### FIXED STEPS

The calibrator can source or stimulate fixed calibration currents to test or calibrate receivers and to stroke valves. Different current levels are available from the menu.

4-20mA linear	4	-	8	-	12	-	16	-	20mA
0-20mA linear	0	-	5	-	10	-	15	-	20mA
4-20mA sq.rt (flow)	4	-	5	-	8	-	13	-	20mA
0-20mA sq.rt (flow)	0	-	1.25	-	5	-	11.25	-	20mA
4-20mA	3.8	-	4	-	4.2	-	12	-	19 - 20 - 21mA

Output currents can be changed manually or automatically. The time between steps is 10 seconds in the auto-stepping mode. In the valve mode, auto-stepping will be:

3.8 - 4 - 4.2 or 19 - 20 - 21mA

### RAMPING

The calibrator can source or simulate with high resolution a continuous up/down cycle between 4 and 20mA or 0 and 20mA. The travel time between limits is 60 seconds.

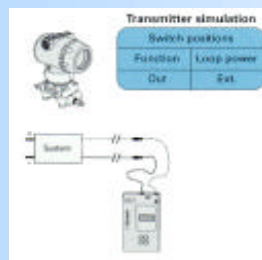

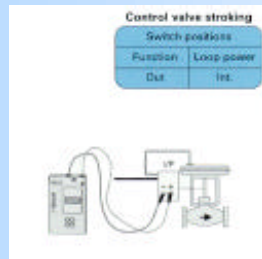
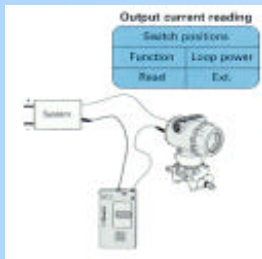
### READING IN PERCENTAGE

The calibrator can display readings in percentage of a 4-20mA or 0-20mA span and can also read or simulate dP-transmitters directly in percentage of flow.

### ORDERING INFORMATION

Model UPS-II (includes carrying case, set of batteries, instruction guide and spare fuse).

Optional line adaptor:  
110V/60Hz Part No. 13602  
230V/50Hz available as Part No. 13600



*Continuing development sometimes necessitates specification changes without notice.*